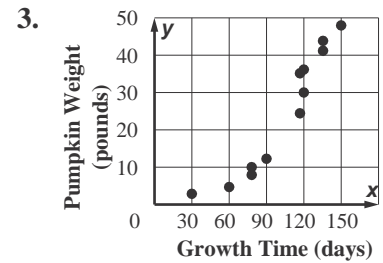
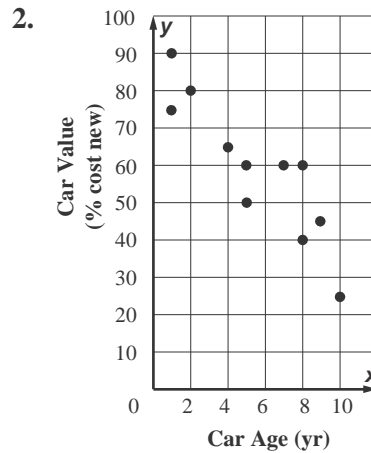
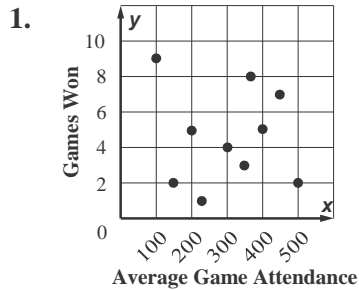


Lesson 1 Homework Practice

Scatter Plots

Interpret each scatter plot.



4. **RIVER** Construct a scatter plot of the river's width and the water's speed.

River Width (m)	15	18	20	28	30	32	38	40	42	45
Water Speed (km/h)	12.6	10.7	11.2	9.7	8.1	8.7	6.9	5.4	3.9	4.1

5. **DONATIONS** Construct a scatter plot of the number of cars donated to a local charity over the past five years since 2007.

Years Since 2007	1	2	3	4	5
Number of Cars	14	21	30	28	35