



Words in the Sky

Ride the rainbow to get back home!



Tape together board pieces here.



Place cards here.

Words in the Sky

You Will Need:

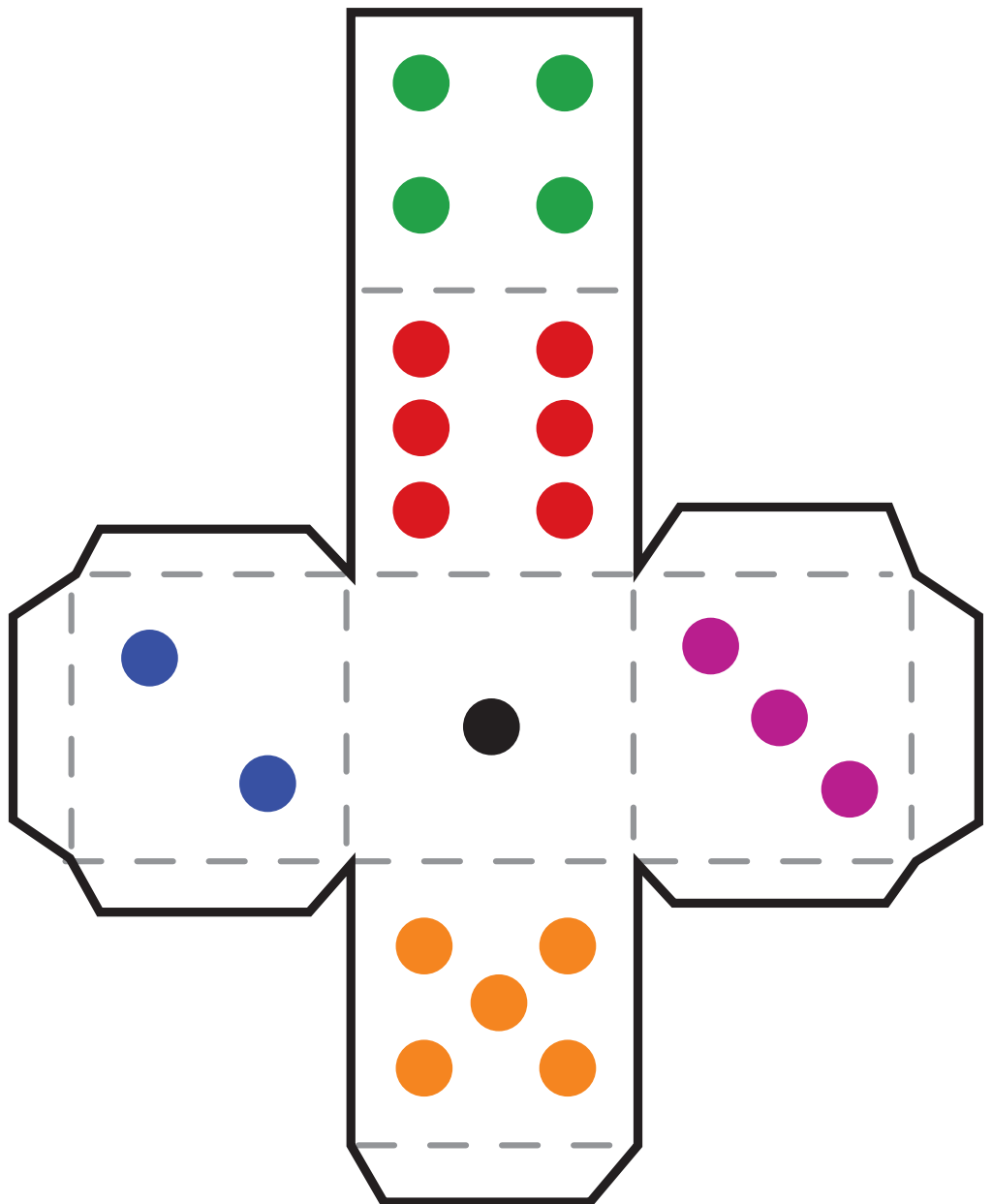
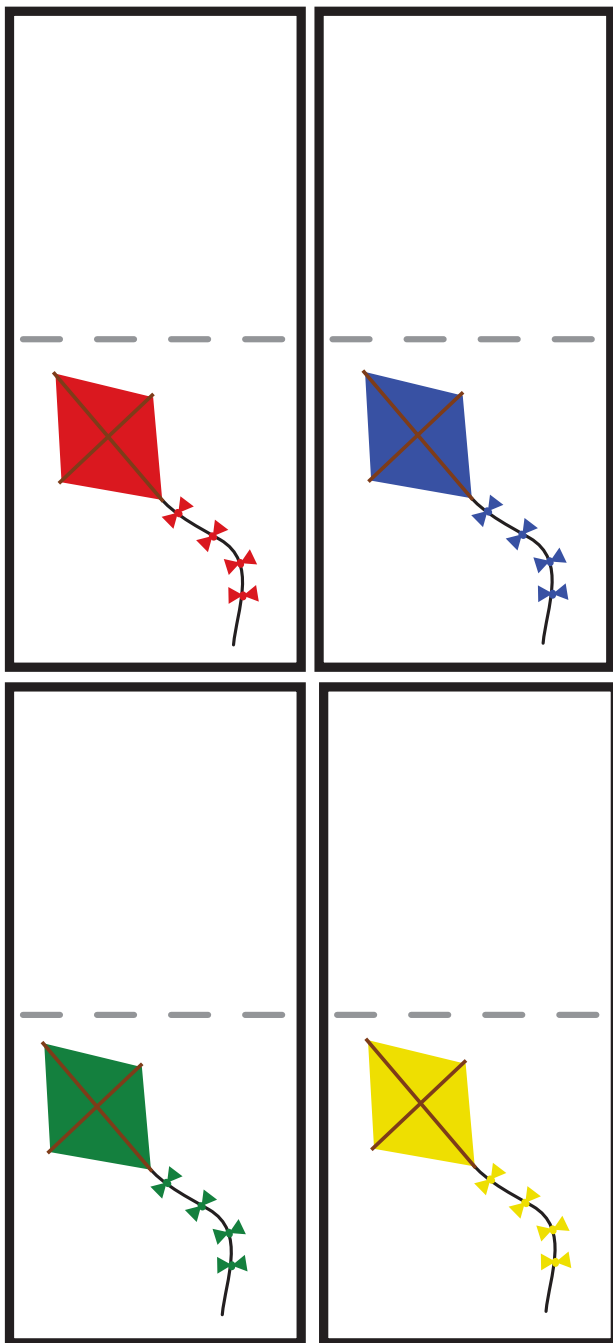
- Card Stock (or any thick paper)
- Scissors
- Tape or Glue

How to Play:

The youngest child goes first. Roll the die. Move as many spaces as the number on the die. Collect a word card and read the card. If you can read it, move one extra space! The first player to reach home wins.

Directions:

Cut out the game pieces below.
Cut out the cards on the dotted lines.
Have an adult help assemble the die.
Fold the player pieces on the dotted lines.
Tape or glue the game boards together.



Die Directions:

Cut out on the **bold black** lines.
Fold on the dotted lines.
Glue or tape the tabs.

jet

air

kite

bird

snow

night

sun

blue

ice

day

rain

sky

wind


plane

moon

star

Time to Rhyme


Draw a line to match the words that rhyme.




shell




hand




ball




sun



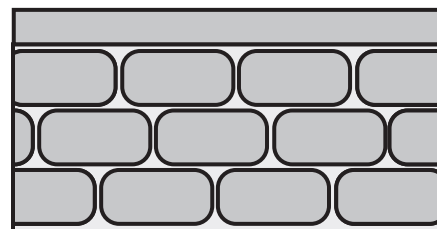
sand



bell



bun



wall

Memory Match Game

Cut out each card and place face down (be sure to mix them up).
At each turn a player turns over two cards trying to make a match.

see

the

for

see

the

for

my

she

are

my

she

are





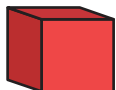
Crossword Puzzle

Use the pictures to solve the puzzle choosing from the words given.






1. []
[]
[]
2. C A K E
[] [] [] [] 4.
5. [] [] [] [] [] [] []
[] [] [] []
6. [] [] [] []
[] [] [] []
7. [] [] [] [] [] [] []

- | | |
|-----------------|-------|
| SPOON | BOOK |
| BELL | CUBE |
| TREE | BIKE |
| CAKE | CUP |
| BALL | PLANE |

Across

2. 
4. 
5. 
6. 
7. 

Down

1. 
2. 
3. 
4. 
6. 

Color the Rhyming Sight Words

Color in orange each area that rhymes with the word **can**. What do you find?

