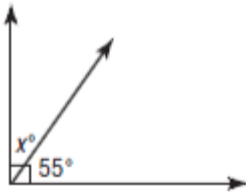


Complementary/Supplementary Angles

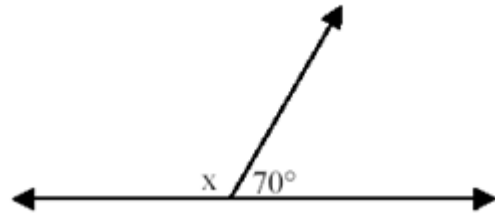
- Complementary angles add to 90 degrees.
- Supplementary Angles (Straight Angle) add to 180 degrees.

Use each diagram to determine the unknown angle. In some you need to find x first.

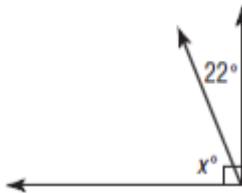
1.



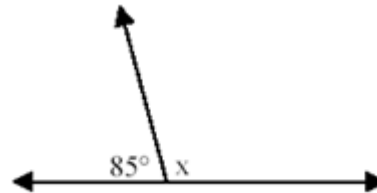
6.



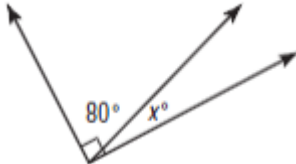
2.



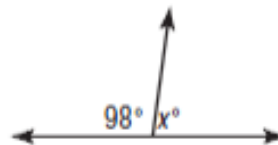
7.



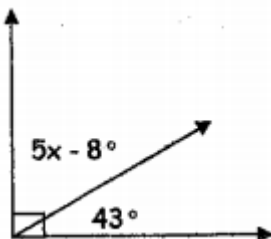
3.



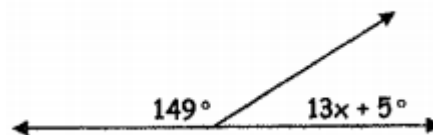
8.



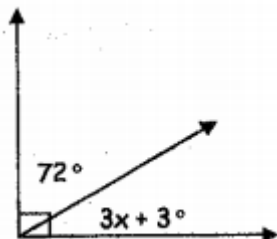
4.



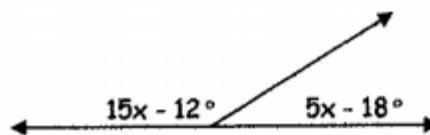
9.



5.



10.



Word problems involving **complementary** and **supplementary** angles. Show work and write equations.

11. The complement of an angle is 15 more than twice the angle. Find the angle and its complement.

12. The complement of an angle is 8 times as large as the angle. Find the angle and its complement.

13. The supplement of an angle is 12 less than 3 times the angle. Find the supplement.

14. The supplement of an angle is 40 more than the angle. Find the angle and its supplement.

15. An angle is one-third of its supplement. Find the angle and its supplement.